

# Parental controls guide

# My5 App

## Parental Controls information

### Type of guide

Entertainment & Search engines

---

### Features and Benefits

Channel 5 content can be streamed via the My5 platform on a range of devices. Through the platform you can set up a PIN to block access to G-rated content (guidance). The G-rating is for content that Channel 5 deem unsuitable for children.

---

### What specific content can I restrict?



Inappropriate content

---

### What do I need?

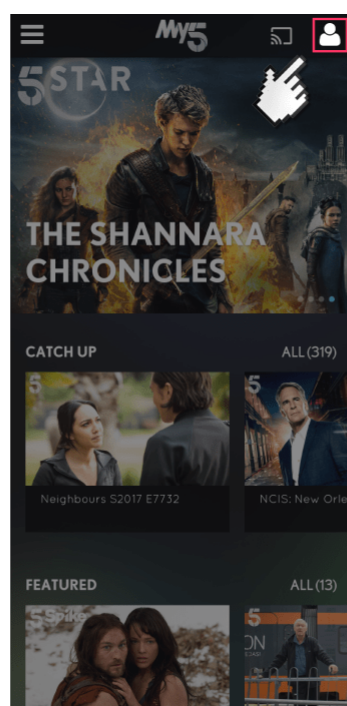
My5 account username and password.

# My5 App

## Step by step guide

1

Open your my5 app and tap the profile icon.

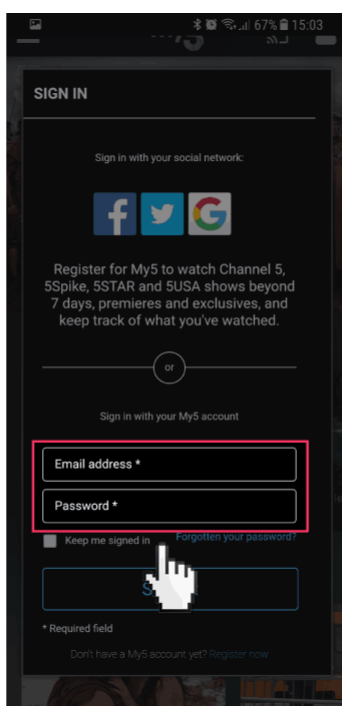


# My5 App

## Step by step guide

2

If you have an account sign in.

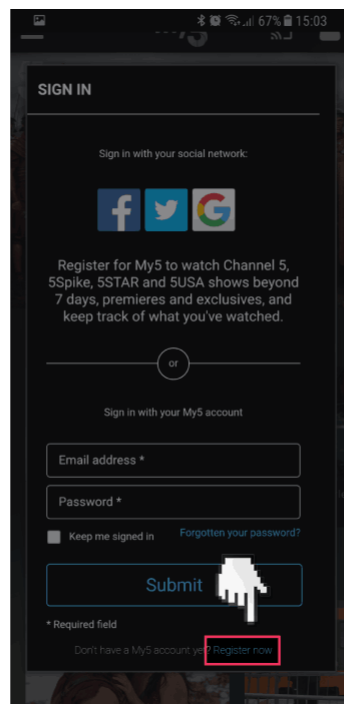


# My5 App

## Step by step guide

3

If you need to set up an account, tap the “Register now” link.

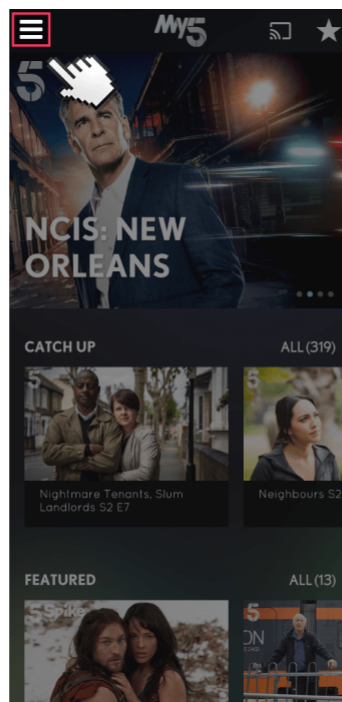


# My5 App

## Step by step guide

4

Once signed in select the menu button.

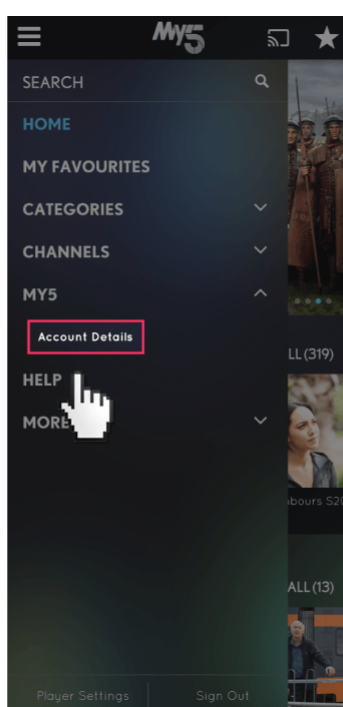


# My5 App

## Step by step guide

5

From the menu select “my5” and then “Account Details”.

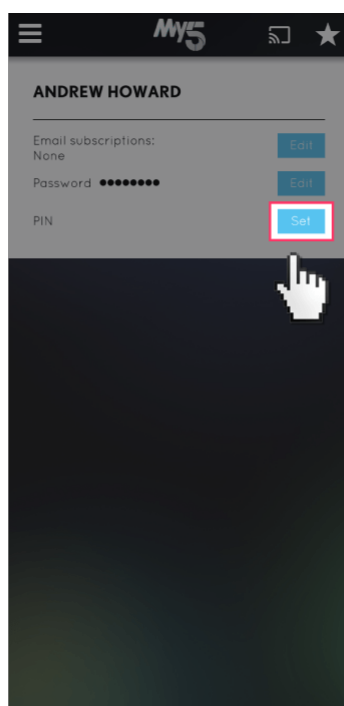


# My5 App

## Step by step guide

6

From the “Account Details” screen select the PIN “Set” button.



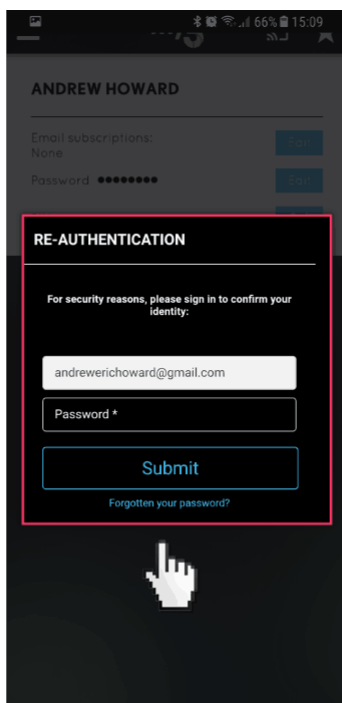


# My5 App

## Step by step guide

7

In the “RE-AUTHENTICATION” pop-up input your password and select “Submit”.

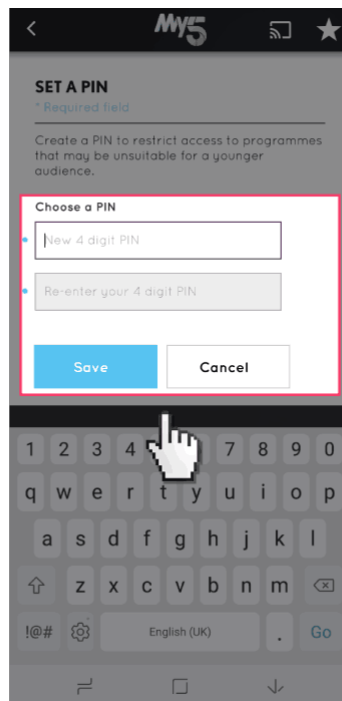


# My5 App

## Step by step guide

8

In the “SET A PIN” pop-up input your chosen PIN and select the “Save” button.





# My5 App

## Step by step guide



You have now set a PIN that will need to be entered when selecting content that has a G-rating.