

Parental controls guide

Parental Controls information

Type of guide

Broadband & Mobile networks

Features and Benefits

Vodafone Content Control allows you to block content when the device is using the mobile network out of the home (the default is 18+). In addition they also offer the [Vodafone Guardian App](#) for Android devices, allowing you to control the calls and texts.

What specific content can I restrict?



Inappropriate content



Calls & Texts



Chatting

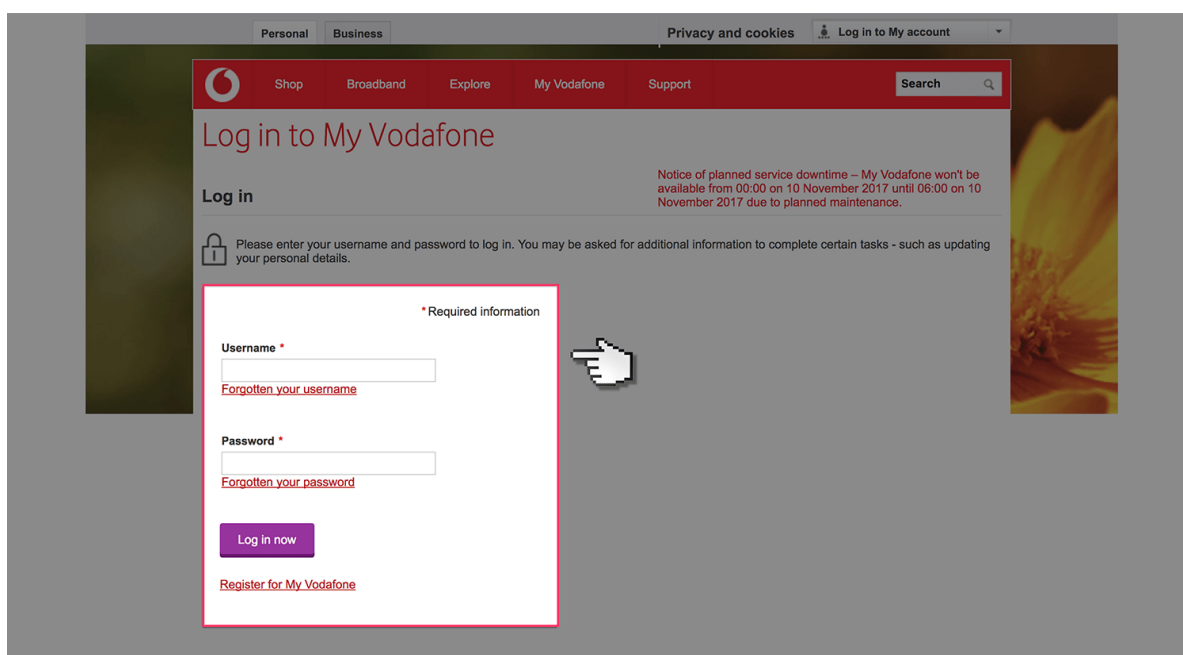
What do I need?

A credit card to verify you're over 18. A My Vodafone account (username and password)
If you haven't signed up, you will need a contact email address, mobile number and Vodafone account number.

Step by step guide

1

Go to Vodafone.co.uk and log into My Vodafone using your Username and Password. If you haven't got an account click the 'Register now' Button.



Personal Business Privacy and cookies Log in to My account

Shop Broadband Explore My Vodafone Support Search

Log in to My Vodafone

Log in

Notice of planned service downtime – My Vodafone won't be available from 00:00 on 10 November 2017 until 06:00 on 10 November 2017 due to planned maintenance.

Please enter your username and password to log in. You may be asked for additional information to complete certain tasks - such as updating your personal details.

* Required information

Username *

[Forgotten your username](#)

Password *

[Forgotten your password](#)

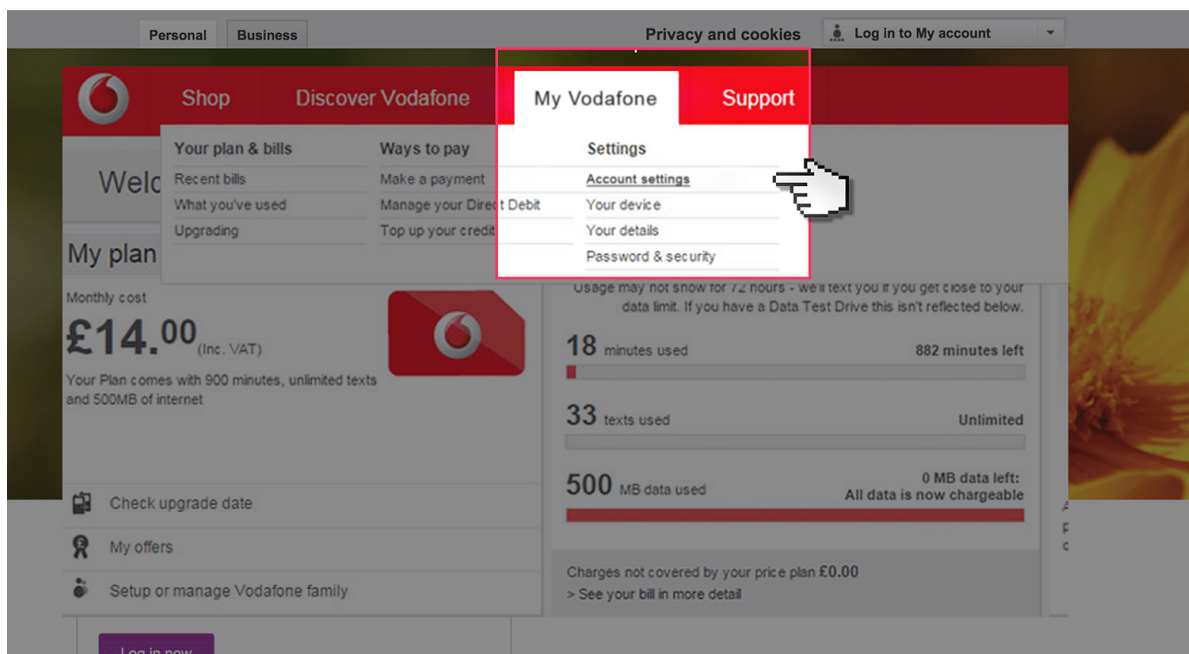
Log in now

[Register for My Vodafone](#)

Step by step guide

2

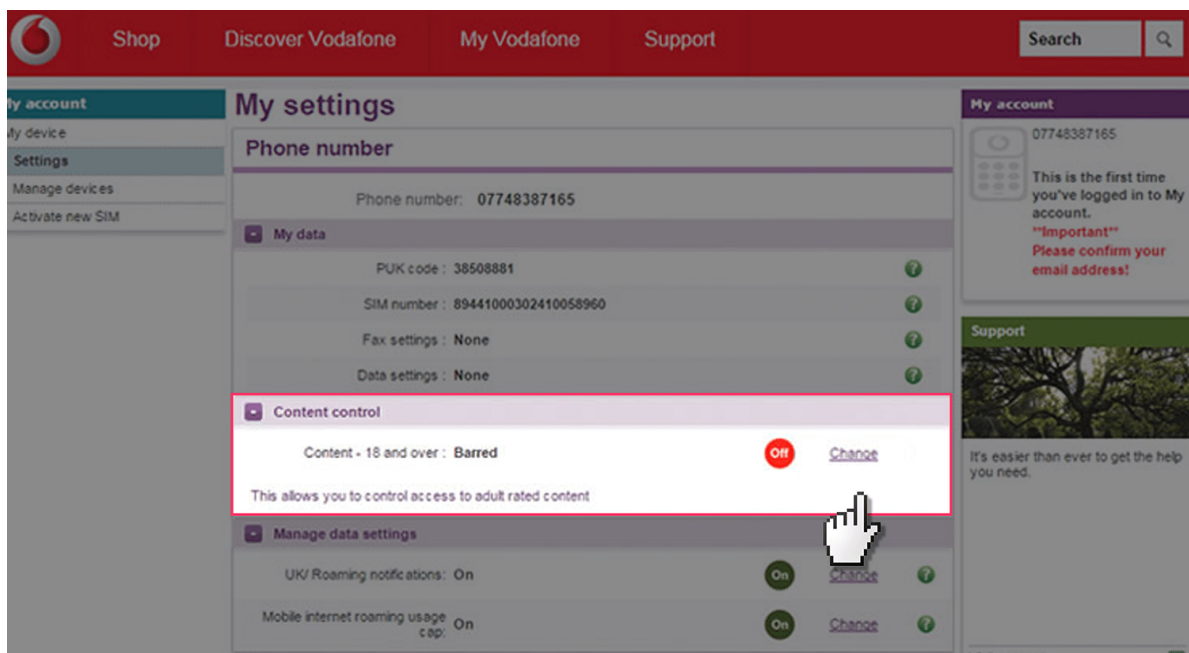
Hover over the 'My Vodafone' tab and click on 'Account settings'.



Step by step guide

3

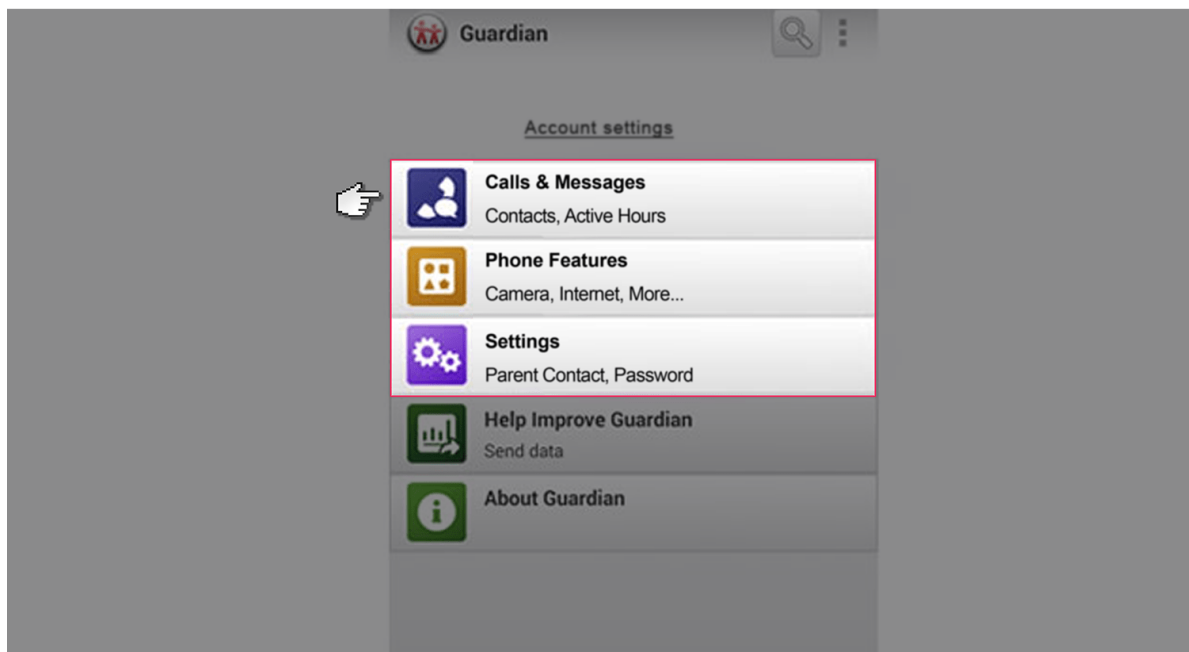
Scroll down to the 'Content control' section and then click on 'Change'. A confirmation will be sent to confirm the changes, and you may need to switch the handset off and on to ensure the change is registered.



The screenshot shows the Vodafone 'My settings' page. The 'Content control' section is highlighted with a red box. It displays 'Content - 18 and over: Barred' with a red 'Off' indicator and a 'Change' button. A hand cursor is pointing at the 'Change' button. Below this, there is a sub-section 'Manage data settings' with 'UK/ Roaming notifications: On' and 'Mobile internet roaming usage cap: On', both with 'Change' buttons. The page also features a navigation bar at the top with 'Shop', 'Discover Vodafone', 'My Vodafone', and 'Support', and a search bar. On the right, there is a 'My account' section with the phone number 07748387165 and a 'Support' section with a tree image and the text 'It's easier than ever to get the help you need.'

Step by step guide

- 4 If your child has an android smartphone, download the 'Vodafone Guardian App' from the Google Play Store'.



Step by step guide

5

Customise settings to protect your child's phone, then add a 'Password' to prevent changes and a 'Parent Contact' to notify you of any emergency calls.

