

# Parental controls guide

## Parental Controls information

### Type of guide

Entertainment & Search engines

---

### Features and Benefits

Sky Go allows you to use Pin-protected parental controls that are separate to any that apply to your Sky TV subscriptions. Its features include an age rating filter, making sure your children can only access appropriate content.

---

### What specific content can I restrict?



Inappropriate content

---

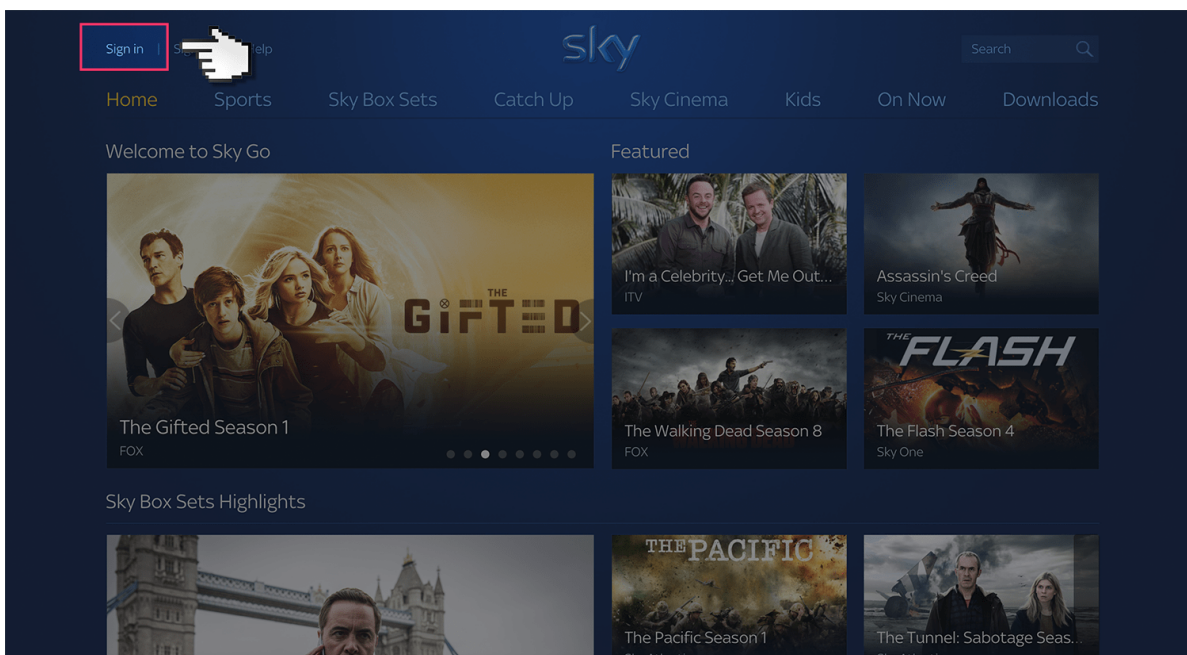
### What do I need?

A Sky ID (Username and Password) - If you haven't signed up, you will need a contact email address and your Sky account number or your account direct debit details.

## Step by step guide

1


While on your browser go to go.sky.com and click 'Sign in'.



## Step by step guide

2

Log in to your Sky account using your Sky ID and Password. If you haven't got an account click the 'Sign up' button



The screenshot shows the Sky sign-in page. On the left, a dark blue banner contains the text "Sign in to Sky". On the right, a white sign-in form is highlighted with a red border. The form includes the Sky logo, the heading "Sign in", and two input fields for "Email or Username" and "Password". Below these fields are links for "Forgotten username or password?", a checkbox for "Remember my username", and a link for "Privacy & Cookies Notice". A blue "Sign in" button is at the bottom right of the form, with a hand cursor icon pointing to it. Below the sign-in form, there is a section titled "New to Sky iD?" with explanatory text and a "Sign up" button.

Sign in to Sky

sky

Sign in

Email or Username

Password

Forgotten username or password?

Remember my username

[Privacy & Cookies Notice](#)

Sign in

New to Sky iD?

You'll need a Sky iD before you can access some of our services.

If you have signed up for another Sky online service you already have one.

[More about Sky iD](#) [Sign up](#)

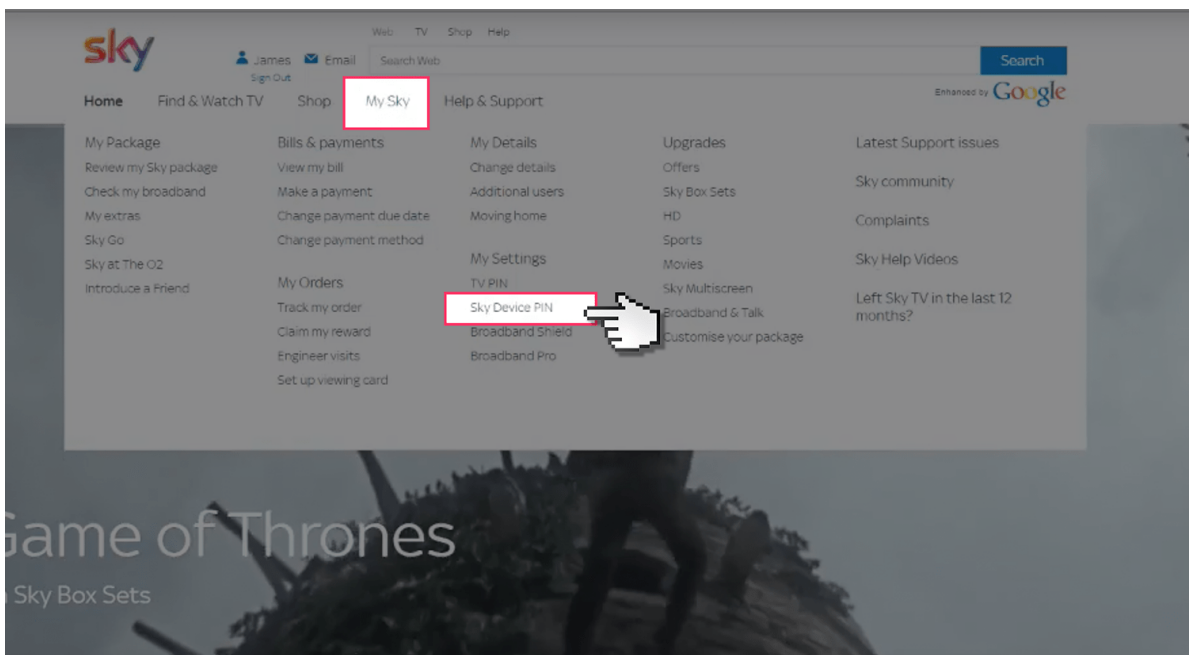


# Sky Go

## Step by step guide

3

Select the 'My Sky' tab at the top and choose 'Sky Go PIN'.





# Sky Go

## Step by step guide

4

Here you can choose the access level for all your Sky Go devices. Select a level and create a 4 digit PIN Code. This will be requested when accessing content through Sky Go.

The screenshot shows the Sky Go settings page. The 'Access level' section is highlighted with a red box. It contains three options:

Choose one of these settings to stay protected	
<b>PG</b> Suitable for everyone	<b>Blocks</b> online gaming, social networking (e.g. Facebook, Twitter), forums and other sites unsuitable for under 18s.
<b>13</b> Suitable for teenagers and above	<b>Allows</b> online gaming and social networking (e.g. Facebook, Twitter), and forums but <b>blocks</b> other sites unsuitable for under 18s.
<b>18</b> Suitable for adults only	<b>Allows</b> sites suitable for over 18s, but <b>blocks</b> access to sites containing phishing and malware.