

# **Parental controls guide**

## Parental Controls information

### Type of guide

Entertainment & Search engines

---

### Features and Benefits

ITV content can be streamed via the ITV Hub platform on a range of devices. Once you have logged in to the platform you can set up a PIN to block access to G-rated content (guidance). The G-rating is for content that ITV deems unsuitable for children.

---

### What specific content can I restrict?



Inappropriate content

---

### What do I need?

ITV Hub account username and password.

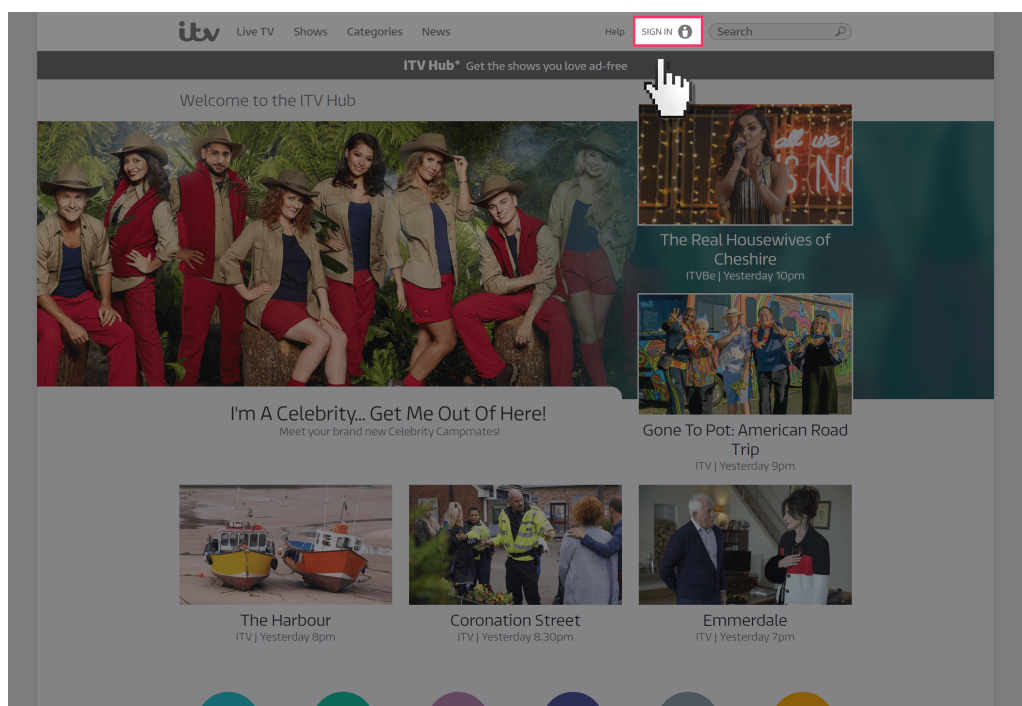


# ITV Hub

## Step by step guide

1

Go to [www.itv.com](http://www.itv.com) and select “SIGN IN” from the navigation bar at the top.





# ITV Hub

## Step by step guide

2

If you have an ITV Hub Account Sign in here

The screenshot shows the ITV Hub website's sign-in interface. At the top, there is a navigation bar with the ITV logo, links for 'Live TV', 'Shows', 'Categories', and 'News', and a 'Help' link. A 'SIGN IN' button and a search bar are also present. The main content area features a 'Sign in' box on the left, which is highlighted with a red border. This box contains fields for 'Email' and 'Password', a 'Forgotten your password?' link, a 'Keep me signed in' checkbox (which is checked), and a 'Sign in' button. To the right of the 'Sign in' box is a 'Sign up' section with a 'Sign up now' button. Below the 'Sign in' box, there is a message about watching ad-free on PC and Mac, with a 'Learn more' link. The bottom of the page features a dark footer with the ITV logo and several categories: 'ITV Presents' (including ITV Hub+, Be on TV, Competitions, Jackpot247, Signed Stories, and ITV Boxing), 'Corporate' (including ITV Plc, ITV Responsibility, Jobs, Press Centre, ITV Media, and Commissioning), and 'Information' (including Help, Contact Us, Terms & Conditions, and Privacy Policy). A copyright notice for 2017 is at the very bottom.

itv Live TV Shows Categories News Help SIGN IN Search

### Sign in

Email

Password

[Forgotten your password?](#)

☒ **Keep me signed in**  
Uncheck if you're using a shared or public computer

**Sign in**

Are you an ITV Hub+ subscriber? You can now watch ad free on PC and Mac. [Learn more](#)

### Sign up

Set up an account to access your favourite ITV shows.

**Sign up now**

itv Be. itv2 itv3 itv4 C itv itv ENCORE

**ITV Presents**  
ITV Hub+  
Be on TV  
Competitions  
Jackpot247  
Signed Stories  
ITV Boxing

**Corporate**  
ITV Plc  
ITV Responsibility  
Jobs  
Press Centre  
ITV Media  
Commissioning

**Information**  
Help  
Contact Us  
Terms & Conditions  
Privacy Policy

By using this site, you agree we can set and use cookies. For more details of these cookies and how to disable them, see our [cookie policy](#).

© Copyright ITV plc 2017

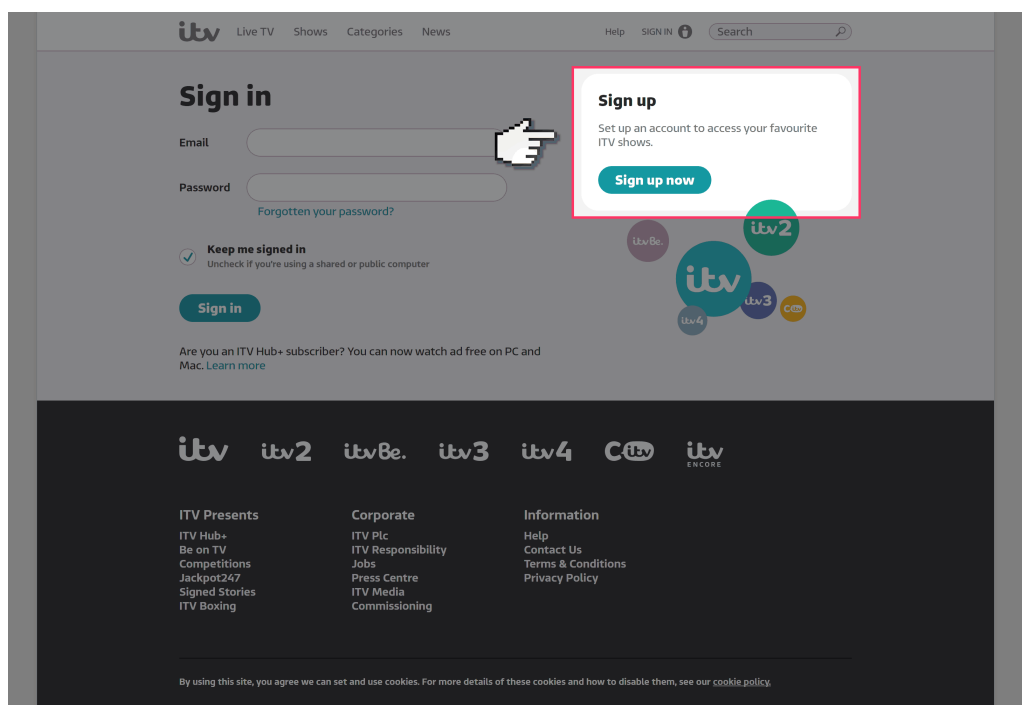


# ITV Hub

## Step by step guide

3

If you need to create an ITV HUB Account then click the “sign up now” button and input your details to register.



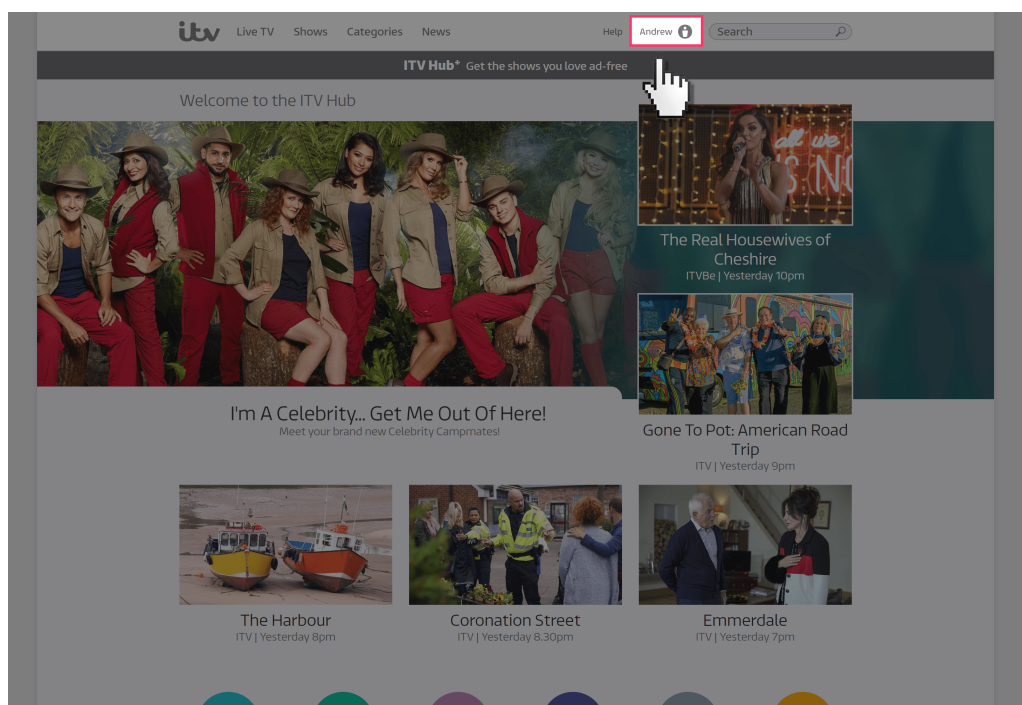


# ITV Hub

## Step by step guide

4

Once you are signed in your name will appear in the top navigation by a profile icon.



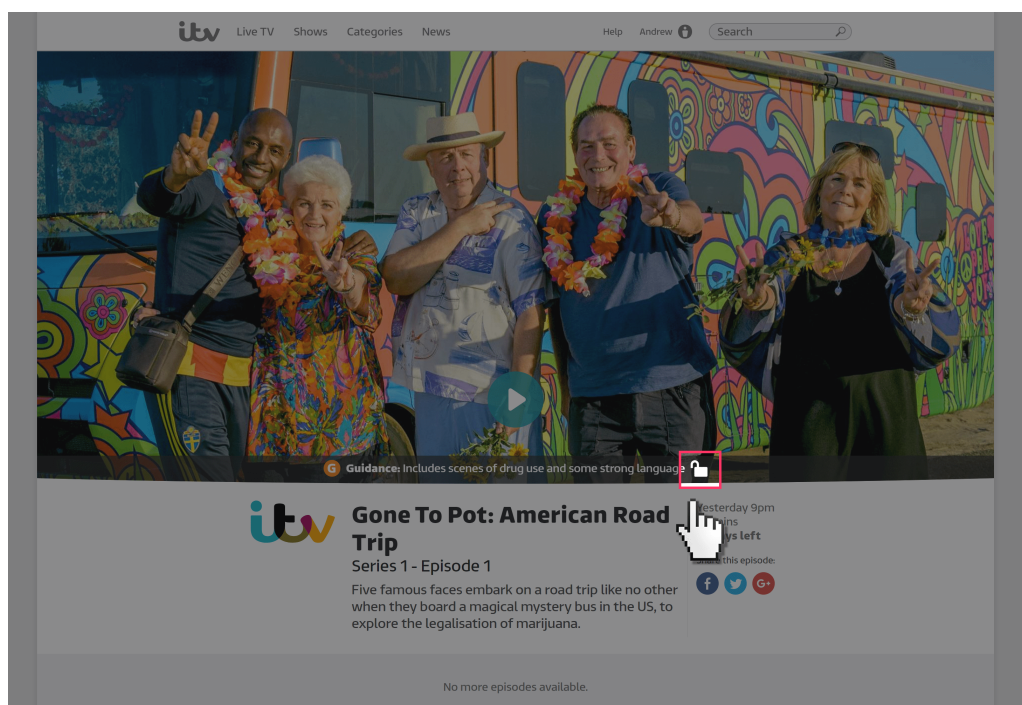


# ITV Hub

## Step by step guide

5

Navigate to a show that you suspect will have a G-rating and then click on the padlock icon.

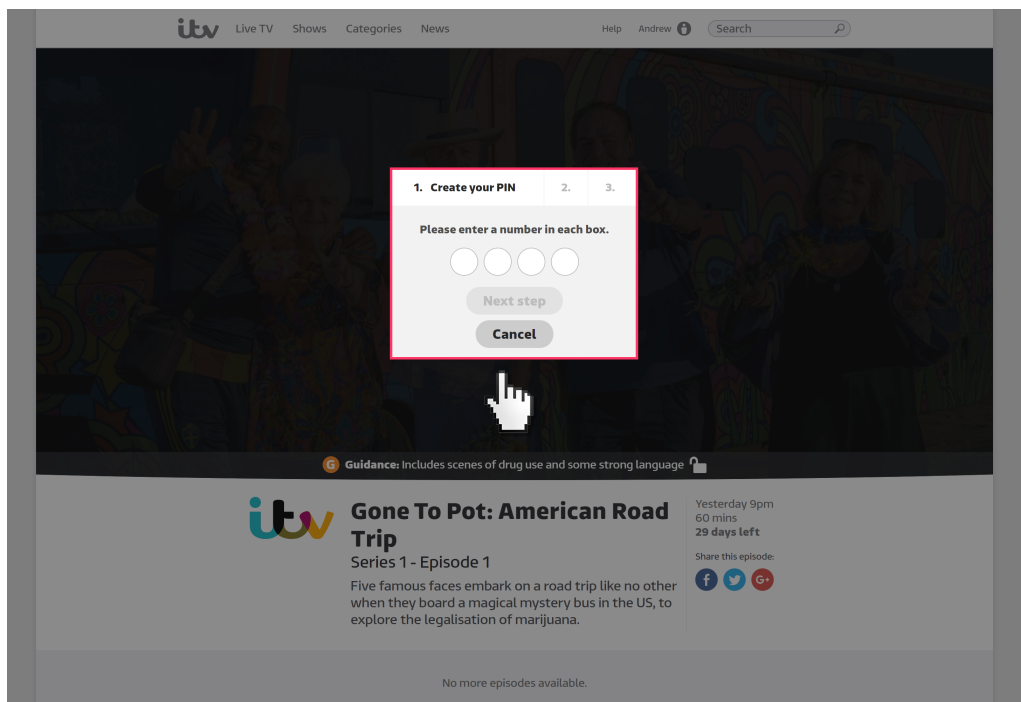




## Step by step guide

6

You will now be prompted to enter a 4-digit PIN number.







## Step by step guide

7

You will now be asked to set a security question which will be used if you forget your PIN.


A screenshot of the ITV Hub website showing a security question setup modal. The modal has three steps: 1. Choose a security question, 2. Choose a security question (highlighted), and 3. Confirm your security question. Under step 2, there is a dropdown menu for 'Select a question' with 'Top holiday destination?' selected. Below this is an 'Answer' input field. At the bottom of the modal are 'Next step' and 'Cancel' buttons. A hand cursor is pointing at the 'Next step' button. The background shows the ITV Hub navigation bar and a featured episode 'Gone To Pot: American Road Trip'.



## Step by step guide

8

Finally you will be asked to confirm that you want to turn on the parental controls. Click the “Turn on” button to complete.





## Step by step guide

9

You are now set up and any video you select with a G-rating will prompt you for your PIN number before you can view it.