

# Parental controls guide

## Parental Controls information

### Type of guide

Broadband & Mobile networks

---

### Features and Benefits

Parental controls on Sky Mobile is automatically switched on to block 18+ rated website and online content when your child is connected to the Sky Mobile network.

---

### What specific content can I restrict?



Inappropriate content

---

### What do I need?

To make changes to parental controls settings you will need a Sky ID (username and password) and a credit card



# Sky Mobile

## Step by step guide

1

Go to [sky.com/mobile-account](https://sky.com/mobile-account) and sign in with your Sky ID

**Sign in to Sky**

**sky**

**Sign in**

Email or Username

Password

Forgotten username or password?

Keep me signed in  
(Uncheck if on a shared device)

**Sign in**

[Privacy & Cookies Notice](#)

**New to Sky ID?**

You'll need a Sky ID before you can access some of our services.

If you have signed up for another Sky online service you already have one.

[More about Sky ID](#) **Sign up**

**Sky Go**  
Watch TV on the move in line with your TV subscription

**Sky Apps**  
Free mobile apps for breaking news, latest scores and more

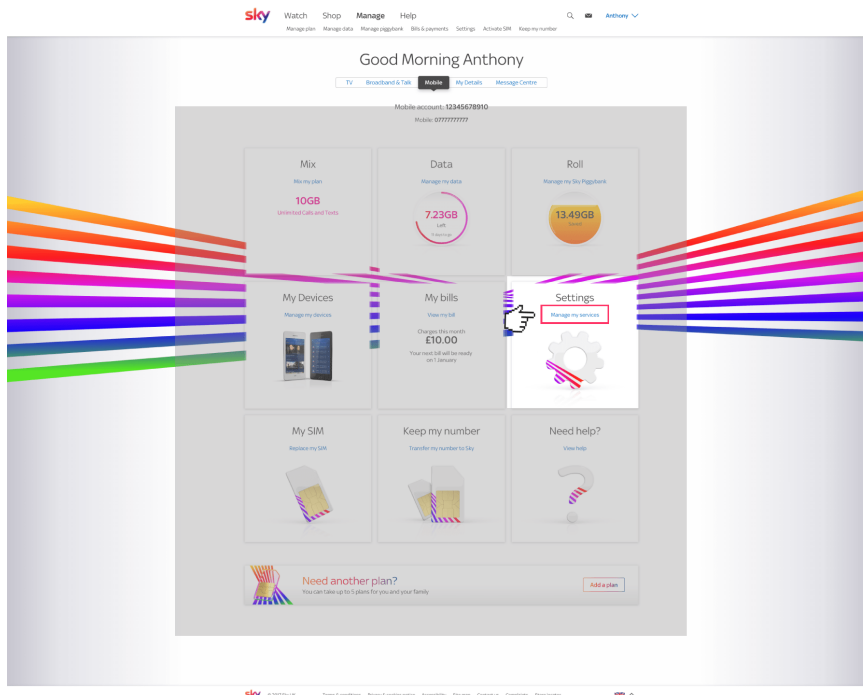
**My Extras**  
Discover more from Sky at no extra cost

# Sky Mobile

## Step by step guide

2

Select 'Manage my Settings' from the options on the page

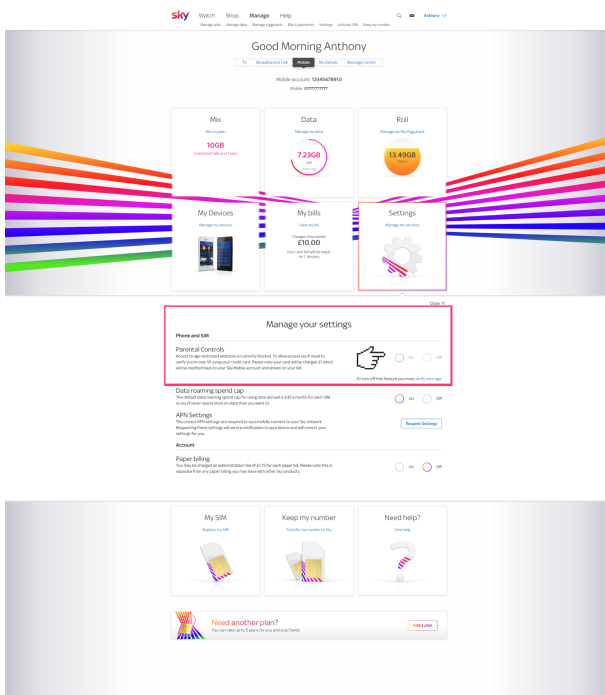


# Sky Mobile

## Step by step guide

3

Scroll down to 'Manage Your Settings' and select on or off to turn the parental controls on and off.

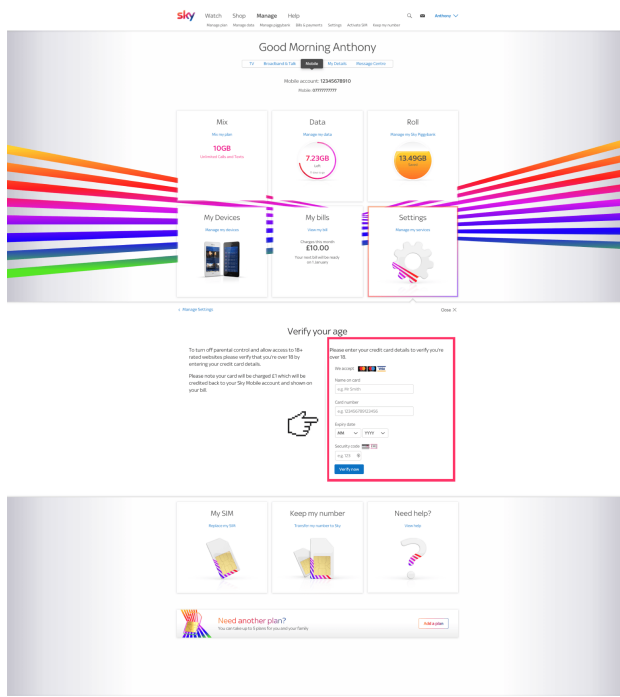


# Sky Mobile

## Step by step guide

4

If you'd like to turn them off, you'll have to verify that you are over 18 by using your credit card.



# Sky Mobile

## Step by step guide

5

Once this is done, you'll get a message to show that the parental controls have been turned off on your device.

