

Parental controls guide

Parental Controls information

Type of guide

Broadband & Mobile networks

Features and Benefits

Content Lock on EE helps to keep your children safe online by blocking 18-rated content. There are three settings Strict, Moderate and Off, by default, it is set to Moderate.

What specific content can I restrict?



Inappropriate content



Search



Social Networking & chatting

What do I need?

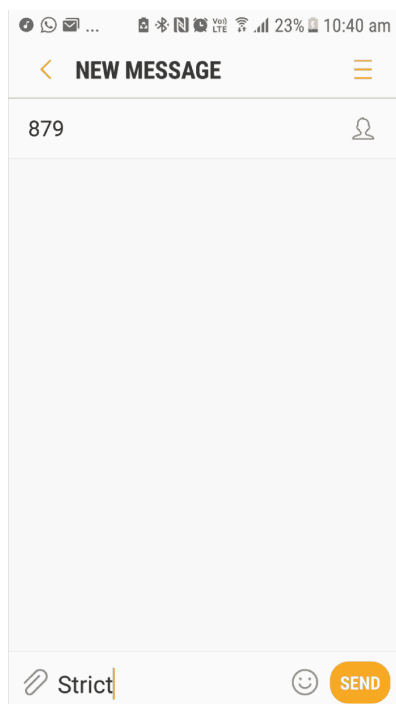
A credit card to verify you're over 18. An EE account (Email address and Password)



Step by step guide

1

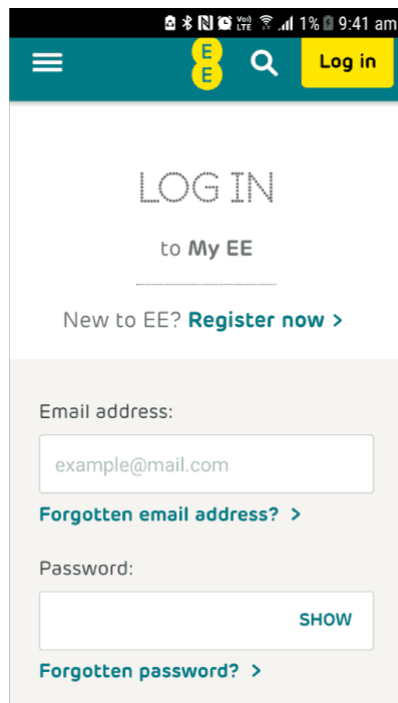
Turn on Content Lock via text by simply texting 'Strict' or 'Moderate' to 879. Or call 1818 from your child's phone.





Step by step guide

- 2 Alternatively, you can go to My EE site or use My EE app to log into your child's account – if you haven't registered you can here

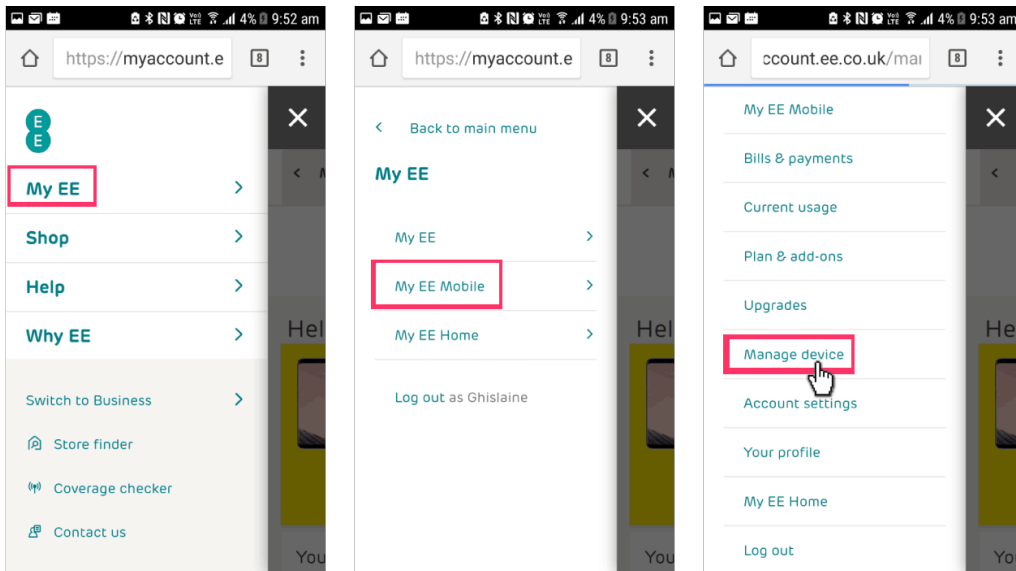


EE mobile



Step by step guide

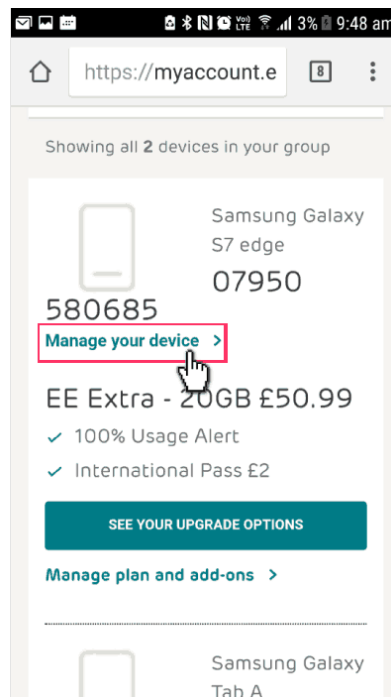
- 3 In the navigation panel click on 'My EE ' and ' My EE Mobile' and then 'Manage Device'.





Step by step guide

- 4 You'll see a page with your devices listed, select 'Manage your device' under the device you'd like to set the control.



Step by step guide

5

On the 'Data content controls' page, select the 'Moderate' or 'Strict' option to set controls. The 'Strict' setting to block adult content, social media sites, and dating sites.

