

# Parental controls guide

# Xbox Live

## Parental Controls information

### Type of guide

Entertainment & Search engines

---

### Features and Benefits

Xbox Live Privacy Settings allow you to control how your child interacts with other players online and how much content they're exposed to. You can also add individual Xbox Live restrictions through your Xbox 360 and Xbox 360 One settings.

---

### What specific content can I restrict?



Inappropriate content



Game ratings



Chatting



Privacy

---

### What do I need?

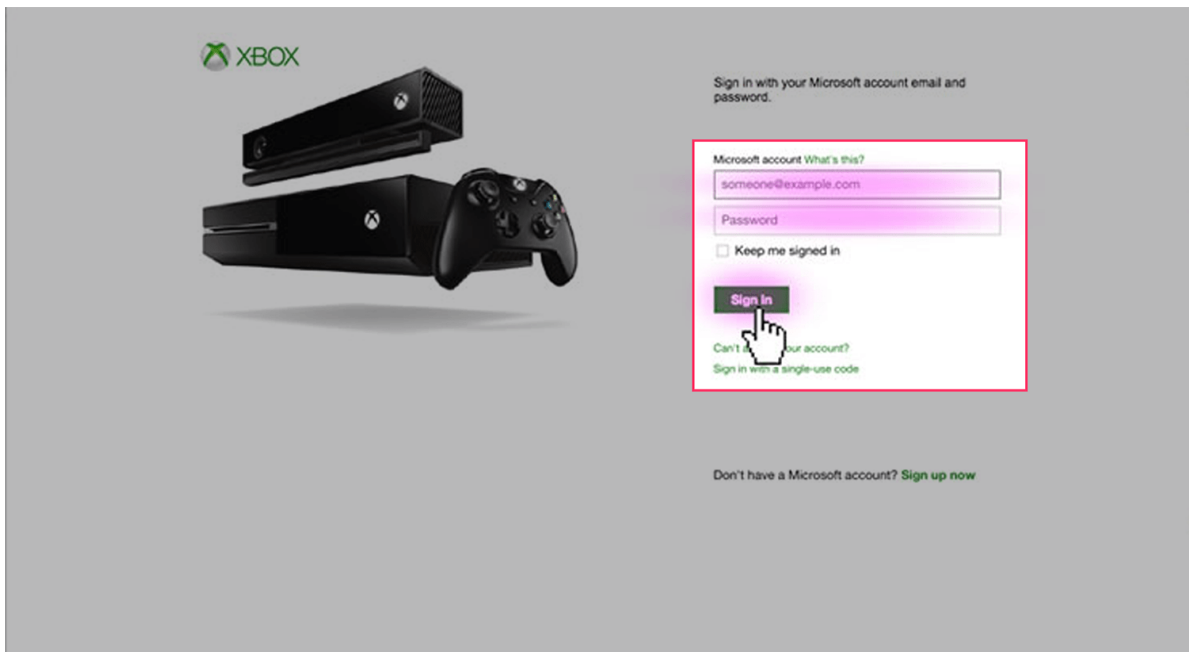
An Xbox account. (Email address and Password)

# Xbox Live

## Step by step guide

1

Go to Your Xbox account and sign into the Xbox Live account using the email address and password.

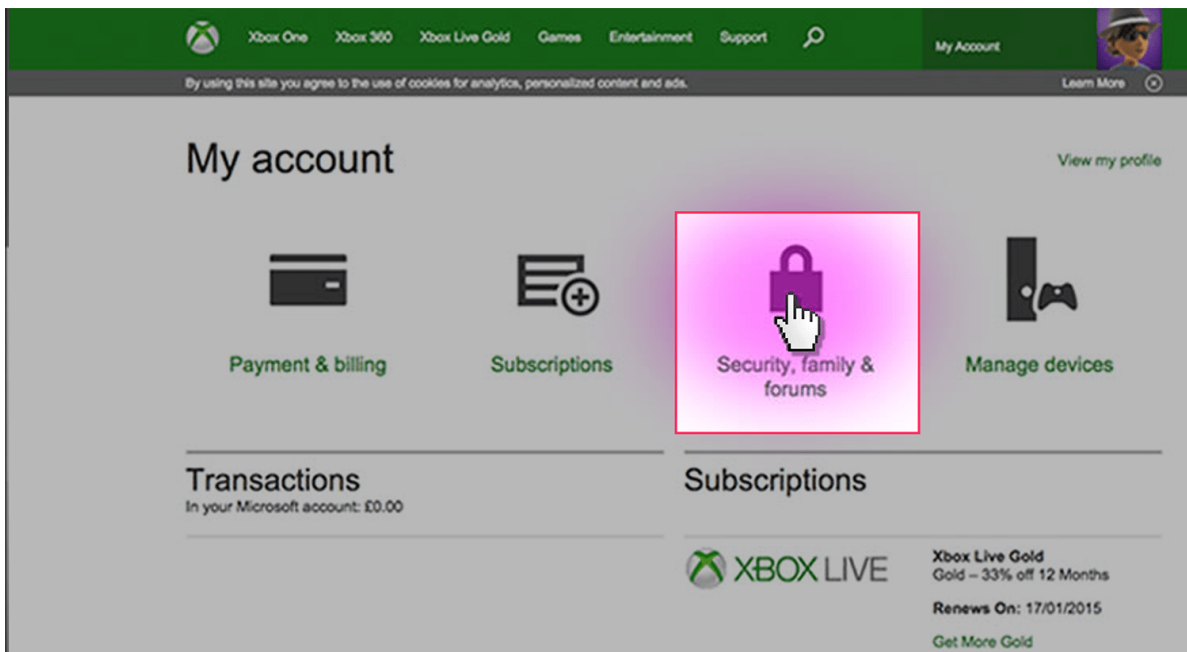


# Xbox Live

## Step by step guide

2

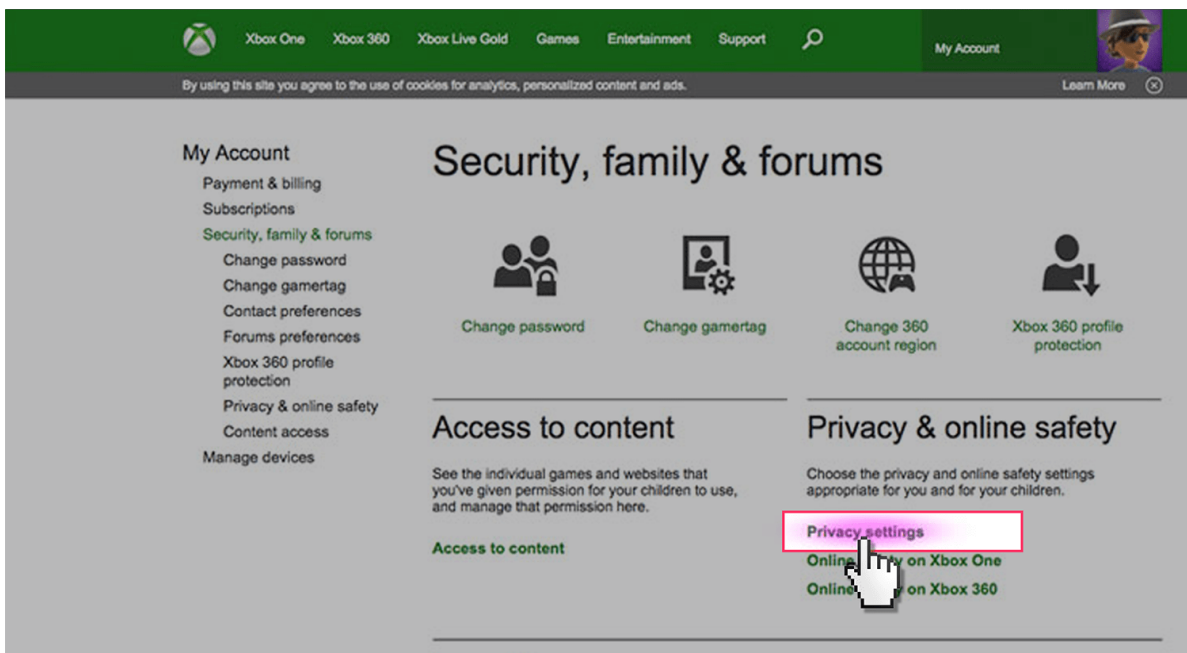
On your account home screen click on the 'Security, family & forums' icon.



# Xbox Live

## Step by step guide

- 3 Click on the 'Privacy settings' button.

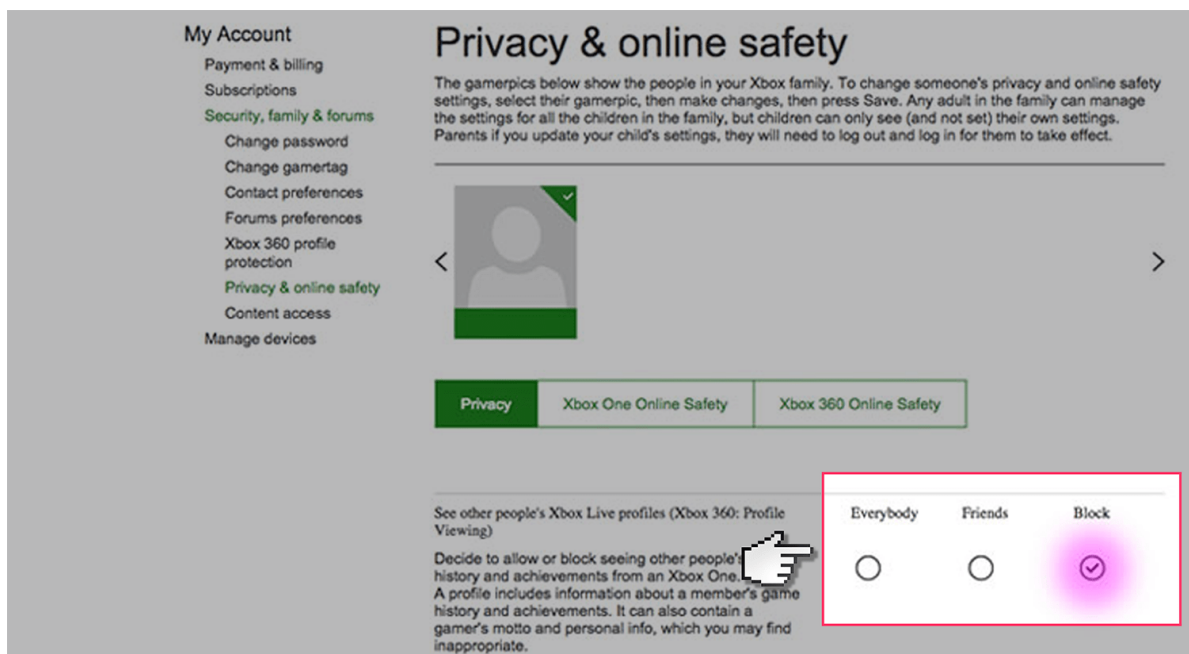


# Xbox Live

## Step by step guide

4

Select your protection level in each category to suit your family needs.




The screenshot shows the 'Privacy & online safety' settings page. On the left is a 'My Account' sidebar with options like 'Payment & billing', 'Subscriptions', 'Security, family & forums', 'Change password', 'Change gamertag', 'Contact preferences', 'Forums preferences', 'Xbox 360 profile protection', 'Privacy & online safety' (highlighted), 'Content access', and 'Manage devices'. The main content area is titled 'Privacy & online safety' and includes a warning about family settings. Below this is a profile picture placeholder and three tabs: 'Privacy' (selected), 'Xbox One Online Safety', and 'Xbox 360 Online Safety'. A section titled 'See other people's Xbox Live profiles (Xbox 360: Profile Viewing)' contains a paragraph of text and three radio button options: 'Everybody', 'Friends', and 'Block'. The 'Block' option is selected and highlighted with a red box and a hand cursor.

**My Account**

- Payment & billing
- Subscriptions
- Security, family & forums
  - Change password
  - Change gamertag
  - Contact preferences
  - Forums preferences
  - Xbox 360 profile protection
  - Privacy & online safety**
  - Content access
- Manage devices

## Privacy & online safety

The gamerpics below show the people in your Xbox family. To change someone's privacy and online safety settings, select their gamerpic, then make changes, then press Save. Any adult in the family can manage the settings for all the children in the family, but children can only see (and not set) their own settings. Parents if you update your child's settings, they will need to log out and log in for them to take effect.

<  >

**Privacy** Xbox One Online Safety Xbox 360 Online Safety

See other people's Xbox Live profiles (Xbox 360: Profile Viewing)

Decide to allow or block seeing other people's history and achievements from an Xbox One. A profile includes information about a member's game history and achievements. It can also contain a gamer's motto and personal info, which you may find inappropriate.

Everybody Friends **Block**